

# Building Report | CLRC Renovations and Additions Project

## 02.11.22

The following are pictures from the week ending in 02.11.22 in regards to the CLRC Renovations and Additions Project. This project is now somewhere between 50-60% complete which is where it should be according to the overall proposed schedule that was agreed upon prior to the start of construction. A very key element was installed this week as the concrete floor slab for the southeast addition was finally able to be placed thankfully due to a mid-week warmup temperature wise. Having this done will allow for other key building elements to be installed like the curtain wall on the first floor which will aid in the goal to get the building exterior envelope finished and therefore protecting the interior from the weather. Construction on the future east canopy will begin next week which is another major milestone for the project. Also, the painters will be on site mobilizing next week as they will begin applying the primer in some areas of the basement and possibly second floor. As of right now we are still on track to take occupancy of the building in June as planned.


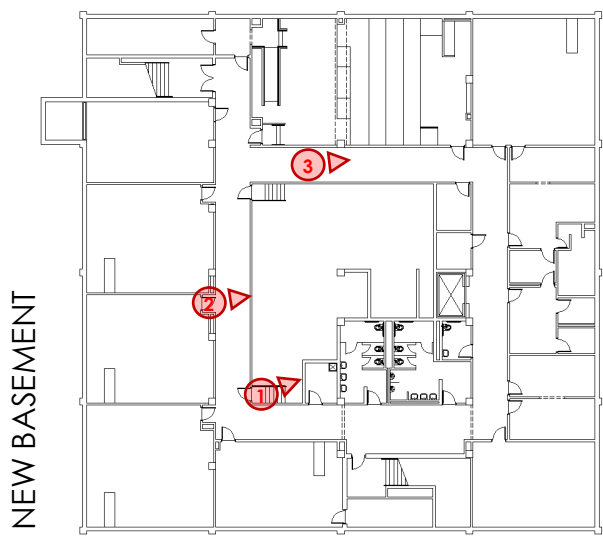


Photo #1 shows the electricians wiring the new panels that replaced the units that were removed last week from the north corridor in the basement. Again these panels were removed the corridor and moved into the inside of the mechanical as part of the overall effort to make the interior of the building safer for building occupants. Plus, this allowed the building to be essentially rewired and provide extra capacity in the panels for future work or equipment.

Photo #2 is a companion to Photo #1 and shows the walls filled in with new concrete block where the old electrical panels in the north corridor were removed. Once the walls are primed and painted one will not be able to distinguish between the existing and new block.




Photo #3 was taken in the east corridor and shows the progress of the installation of the new fire-sprinkler trunk lines. There is a significant amount of mechanical, plumbing, electrical, and teledata infrastructure above the ceilings in the corridor which means sometimes there are a lot of obstacles that these trunk lines have to work around. Once the finished ceilings are installed in the basement all of the aforementioned infrastructure will be nicely concealed and an aesthetically pleasing suspended will be installed giving the area a very nice environment for building occupants.



# Building Report | CLRC Renovations and Additions Project

02.11.22

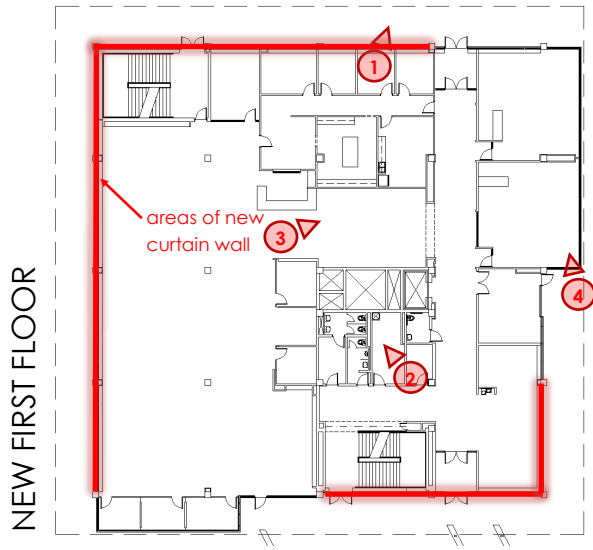


Photo #1 shows some of structural steel on site for the east canopy. Next week the contractors will focus on starting the process of erecting the frame for the east canopy, and once completed the finished canopy can begin.

Photo #2 shows the installation of the new electrical panels in the janitorial closet on the first floor. Once these new panels are in the existing panel that currently sits outside of the existing elevator can be removed which will be one of the last items to be cleared out of the way of the new east/west corridor that will connect the entry vestibules. This new corridor is key to our plan to ensure that the building will be 100% barrier free upon completion.



Photo #3 shows the missing section of main HVAC ductwork now in place in the Library and already insulated. Again the old section was damaged and removed. The new section is an upgrade as it is made out of heavier gauge metal and will last the college many years to come.



Photo #4 shows the very beginning stages of placing the concrete for the floor slab at the southeast addition. You can also see the underfloor electrical that was installed which will provide electricity and data to the future computer desks that will sit in the new lab that will be located in this corner of the building.



# Building Report | CLRC Renovations and Additions Project

02.11.22

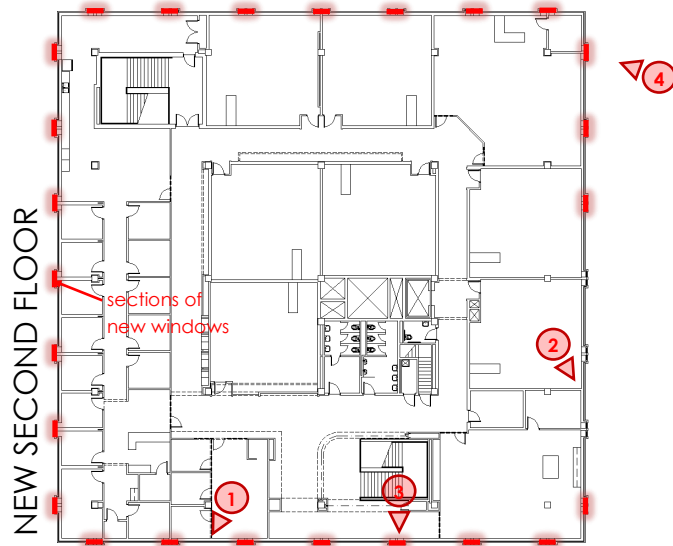


Photo #1 highlights some of the work happening in the future Writing Center on the second floor. The bump out in the background is where some framing and wallboard are now concealing some new hydronic piping that was installed that will support some radiant heating panels that will line the perimeter of the building and provide supplemental heating to ensure building occupant comfort.

Photo #2 is another example of some of the finer finishing happening on the second floor. Here you can see a new shaft being enclosed around a roof conductor that is running down the corner of this future classroom. This will help make for a more finished look for this space once completed.



Photo #3 shows the new windows in place in the commons area at the top of the stairs. Again the existing wall was removed at the bottom of these windows to allow more light to infiltrate the interior of the building. By providing these floor-to-ceiling windows it opens up more scenic views of the neighboring Little Pond adjacent to the La-Z-Boy Center.



Photo #4 highlights the contractors working on replacing more of the existing window units along the southern face of the second floor. There are only three remaining sections to replace and then the entire second floor will be finished, and then the glazers will move back to the first floor and work towards finishing all of the remaining sections of curtain wall.

