

# Building Report | CLRC Renovations and Additions Project

05.27.22

The following are pictures from the week ending in 05.27.22 in regards to the CLRC Renovations and Additions Project. The project has crossed the 90% completion mark as we are approaching the "home stretch" and push towards completion. The building is a hub of activity as there are multiple disciplines of contractors on site. We did receive exciting news this week and that was the fire shutters have shipped nearly a month earlier than expected and will start to be installed. This will allow us to receive our Certificate of Occupancy sooner than originally expected! Having this certificate will allow the building occupants to move in sooner which will be immensely helpful as we push to ready the building for the start of the Fall Semester. In other news a building naming task force made a recommendation to the Board of Trustees who agreed and voted to officially change the name of the building from the Campbell Learning Resources Center to the Campbell Academic Center to better honor Dr. Ronald Campbell who was MCCC's first and founding president.

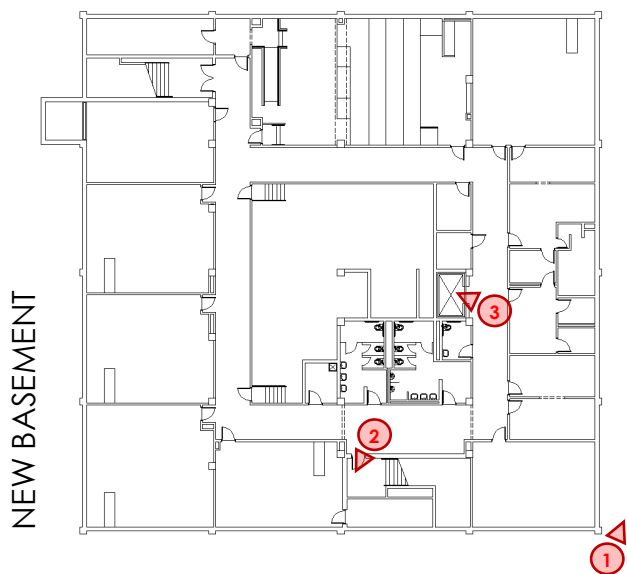


Photo #1 highlights the progress of the installation of the new storm water drainage structure outside the southwest corner of the building. In the photo one can see the shoring in place that holds back the surrounding soil to allow the contractors to set the structure in place and connect to the surrounding drainage lines. When this structure is finished this will allow the contractors to finish grading around the building and install the new sidewalks along the south side that connect the interior of campus to Parking Lot 7.




Photo #2 was taken in the west stair tower and features more finishes happening at the ceiling under the 1st floor landing. Here you can see the new grid now installed which will allow the lighting and sprinkler head to be placed at a later time.

Photo #3 was taken looking at the base of the elevator shaft and shows the excavation now complete for the new sump pit behind the elevator piston. Unlike when the building was originally built in the late 1960's code now requires a sump pit to be located in all elevator shafts. This pump has to be connected to an oil/grease interceptor which filters out any impurities in any water that may come from the shaft so as not to contaminate groundwater down the line when the stormwater from campus leaves the site. The oil/grease interceptor referred to has already been installed and was shown in a previous building report.



# Building Report | CLRC Renovations and Additions Project

05.27.22

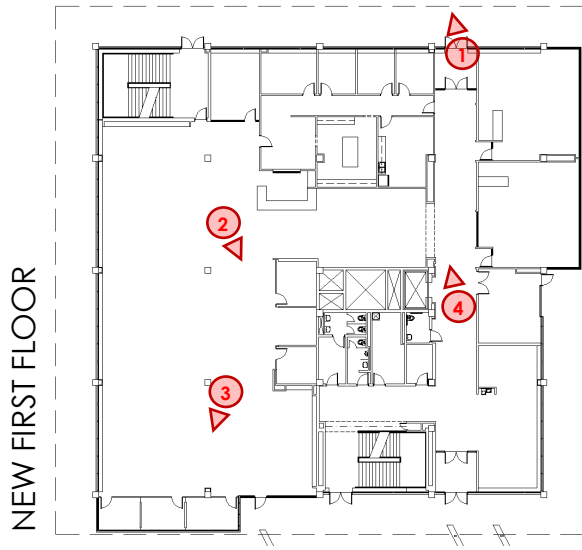


Photo #1 was taken looking out from the new east entry on the first floor looking towards the interior campus mall. Here one can see a portion of the concrete already placed for the new connecting side-walk and the balance of the area prepped so the remaining portion can be finished next week.


Photo #2 features the contractors installing the glazing into the frames that help enclose the new huddle rooms along the south side of the library. With all that work now completed the floor layers will move into the space and installed the carpet planks and wall base which will essentially complete these rooms minus the A/V and furniture.



Photo #3 highlights the progress of the installation of the new carpet planks in the library. The planks are being installed in a herringbone pattern to create a more interesting aesthetic for the library. In the background one can see the frames and glazing installed for the new huddle rooms in the northwest addition to the first floor.



Photo #4 was taken outside the entry to the library and shows the perimeter soffit/bulkhead being finished for the main corridor on the first floor. Next week the ceiling grid, and electrical, mechanical, and fire sprinkler infrastructure will be installed. Once everything above ceiling has passed inspection the ceiling tile will be dropped in place thus completing the ceilings in this area.



# Building Report | CLRC Renovations and Additions Project

05.27.22

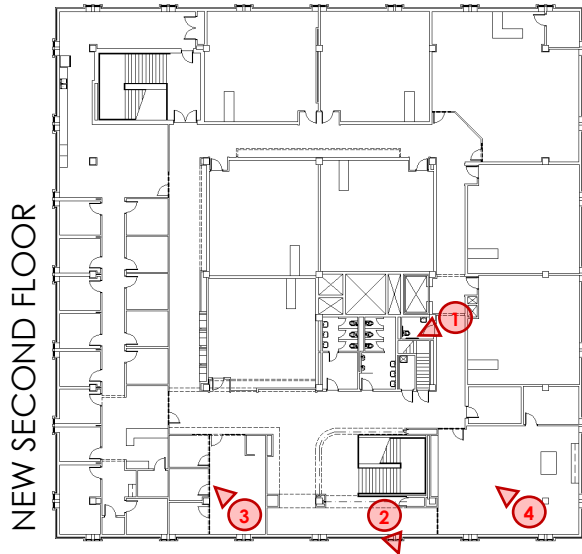


Photo #1 shows some of the remaining finish items now installed in the new unisex restroom on the second floor. Here one can see the accessories for the room have been installed including the wall mounted grab bars for the toilet, the trash receptacle, etc. Now this room is ready except for a good deep cleaning which will happen towards the end of the project just prior to occupancy.

Photo #2 was taken inside on the second floor looking out at the roof of the new west entrance canopy. Here one can see the new EPDM (ethylene propylene diene terpolymer) rubber membrane roof in place and ready to be trimmed out. The same was done to the east entrance canopy which means essentially all roofing work for the building is now complete.



Photo #3 was taken inside the new Writing Center on the second floor showing the area nearly complete. In the photo one can see the finished ceiling and floor finishes along with the glazing and frames for the glass fronted consult rooms nearly finished as well in the background.




Photo #4 is of the future Student Publications Room at the southwest corner of the second floor. The ceiling in this area will be completed next week along with glazing and frames, and remaining casework. The short wall that will enclose the fire shutter storage cavity near the entry door will be finished after the shutter has been installed.

