


Building Report | CLRC Renovations and Additions Project

06.17.22

The following are pictures from the week ending in 06.17.22 in regards to the CLRC Renovations and Additions Project. There is always the portion of a construction project where there are lots of smaller parts that need to be completed in order to close out, and that is the phase in the overall timeline we are in right now. The planned major power shutdown for last weekend went really and the electrical contractors were able to swap out the main distribution panel that was original to the building when it was originally constructed in 1968. More flatwork was finished this week with additional areas of sidewalk being completed. More finishes throughout the building were installed with various areas of ceilings, wall base, etc. being completed. The majority of the furniture for the first and second floors arrives this coming Monday and will take minimally a couple of weeks to install. The area around the fire shutters for the west stairs are complete and therefore installation of the units on both the first and second floor can now commence.




The top-right photo features one of the many countertops now being installed throughout the building. The one featured in this photo is located in the staff lounge in the H/SS Division Office Suite on the 2nd floor.



The top-left photo was taken in the basement electrical room and shows the now installed new main power distribution panel for the building.


The bottom-left photo highlights the progress of the installation of the screening system that conceals the three heat exchangers for the unit coolers for the main server room in the basement. The screening system is a light gauge metal and allows for proper air-flow around the units.



The bottom-right photo shows the very beginning of the process to install the new glass panels for the railing system in the east stair tower. These glass panels will be installed at the landings and along the stair treads all the way from the basement up to the second floor. There will be a stainless steel cap that locks them in place at the top and serves as a handrail for building occupants who are traversing the stairs.


Building Report | CLRC Renovations and Additions Project

06.17.22



The top-right photos was taken in the new north corridor on the 2nd floor and shows the progress of the finishing stages of the installation of the four single-occupant study booths.

The top-left photo highlights a small section of the new wall base being installed throughout the 2nd floor.



The middle-left photo features the now completed wood slat ceiling system installed at in the commons area on the 2nd floor at the top of west stairs. Next week the installation of the fire shutters will begin, and once they are in and operational the finishing of the west stair tower will take place.

The bottom-right photo shows more the flatwork now in place as the perimeter sidewalks for building are being installed.



The bottom-left photo was taken outside the new west building entry on the 1st floor and shows some of the new seating walls now in complete. The next area of focus will be to install the new sidewalks, and then complete this area with landscaping.