

Building Report | E/W Tech Renovations & Addition

1.17.20

The following are pictures from the weeks ending in 12.21.19 through 1.17.20 in regards to the East/West Technology Buildings Renovations and Addition Project. Despite the holidays this project is progressing well. There is a large contingent of electricians onsite finishing electrical and lighting, especially in the old East Tech where the new ceiling grid has been installed. The controls engineers are onsite now installing and programming equipment so that the building HVAC and lighting systems are once again functional, but are controlled properly through our web-based controls system. Finishing continues as a number of spaces are now painted and starting next week we will see the first of the areas in the old West Tech start to receive floor finishes. Design wise the architects have been working with the design team from the college to finish selecting the future furniture for the building, and so if all stays on schedule will be onsite in the spring. The only other major item to finish is for the A/V systems final selections to be chosen and ordered and installed.

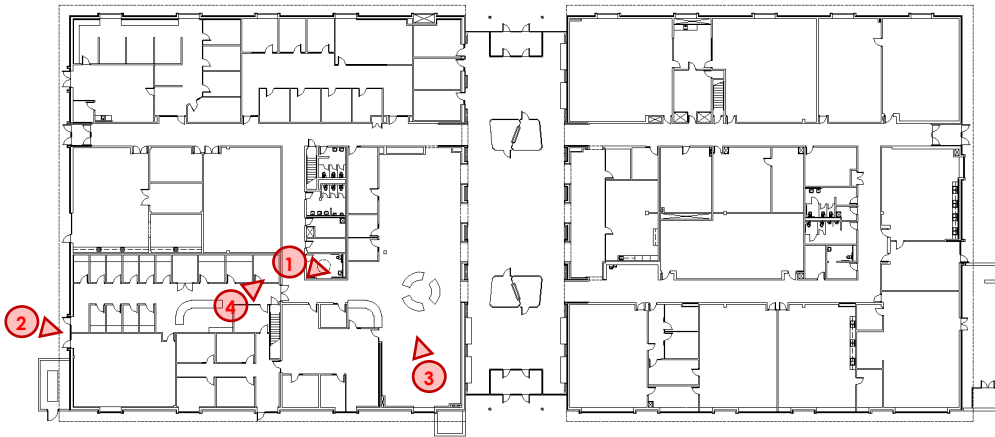


Photo #1 shows the progress of the finishing process for the west unisex restroom. One can see the ceramic tile and soon the new fixtures will be installed along with the ceiling and lighting. Photo #2 was taken outside the back exits to the Testing Center and the contractor installing the new entry system. Photo #3 is inside of the new Tutoring and Computer Labs and shows the recently completed ceiling "clouds". This area will start to receive carpet tile next week. Photo #4 shows the existing data room inside the testing area and the new information technology infrastructure being installed that will service all of the new technology



Building Report | E/W Tech Reno. & Addition [cont.]

1.17.20

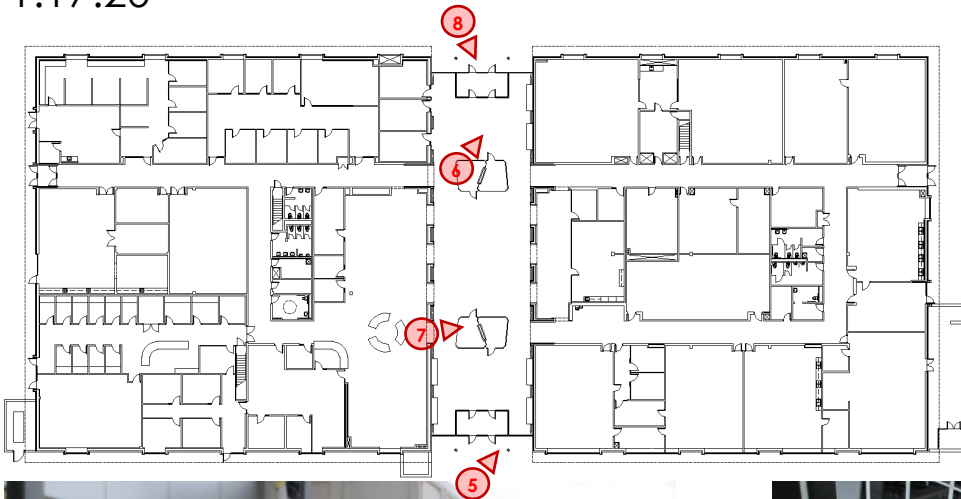


Photo #5 shows the now completed stairs and ramp outside the south end of the addition. This area still requires some landscaping and hand-rails to be finished. Photo #6 was taken inside the addition and shows the progress of the finishing of the high ceiling. The contractors are completing this area in thirds and nearly have two segments finished. Photo #7 highlights the progress of the construction of one of the two glass study rooms that "float" inside the addition at the crossings of the corridors. Photo #8 is outside the north entry of the addition and shows the now completed ramped sidewalk leading up to the new entry vestibule.



Building Report | E/W Tech Reno. & Addition [cont.]

1.17.20

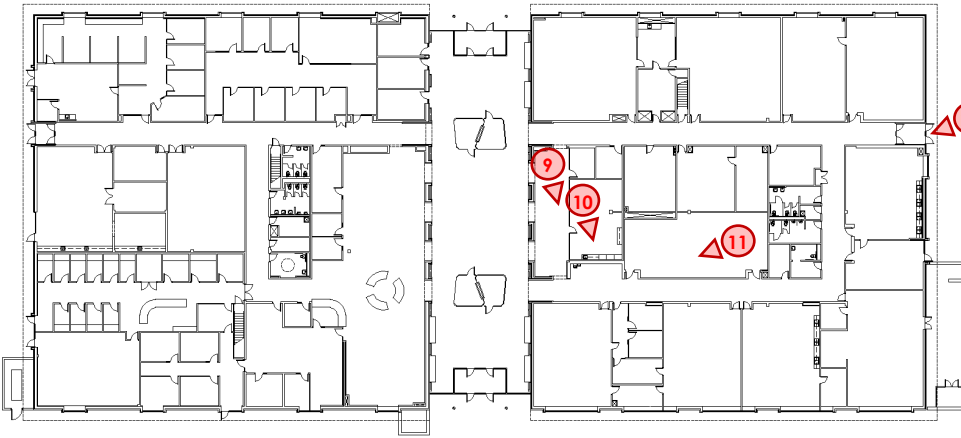


Photo #9 highlights the progress in the Co-Working Center where this area is receiving its final ceiling treatments. Photo #10 is also in Co-Working Center where the Lounge cabinetry is being installed. Photo #11 shows the Active Learning Classroom being finished. The ceiling grid is installed and now the new light fixtures will be placed as the contractors press on so this room can be finished. Photo #12 is outside the new east entrance to what was East Tech. In the photo one can not only see the new entry system, but also the completed entry way. This area stills need the handrails to be complete.

