

Building Report | E/W Tech Renovations & Addition

2.7.20

The following are pictures from the weeks ending in 1.31.20 and 2.7.20 in regards to the East/West Technology Buildings Renovations and Addition Project. We are now over 85% complete on this project as the contractors make the final push towards obtaining substantial completion and building occupancy. Right now we are still on track to reach this milestone as planned in late March or early April. This however, does not mark the completion of this project. The plan is to have the furniture arrive in early May and have it and the existing furniture (mostly desks) moved in by mid-month which will then allow the A/V systems to begin installation. Also during this time the new phones, door access controls, and security camera systems will also be installed. The goal will then be to move the various departments and staff relocating into this these buildings by the end of July so that all of August can serve as a shakedown time as this building will then be ready for the first day of classes for the Fall Semester of 2020.

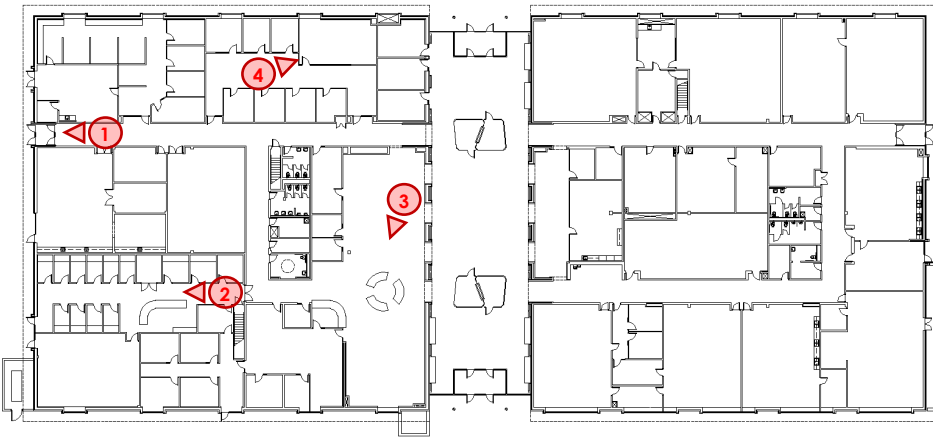


Photo #1 is of the new entry system at the west entry into what was West Tech. Photo #2 shows the status of the Testing Center in West Tech. Here one can see the floor finishes are now complete, the new doors are hung, casework/ cabinetry is installed, and nearly all the light fixtures are complete. The last major item to be finished is dropping in the remainder of the ceiling tile which will happen in the future after some more of the infrastructure systems are completed. Photo #3 shows the contractors laying the carpet planks in the Open Computer and Tutoring Labs. Photo #4 was taken in the Business Division Office and highlights the progress in finishing that area. In the photo you can see the glazing being installed in the door and interior window frames.



Building Report | E/W Tech Reno. & Addition [cont.]

2.7.20

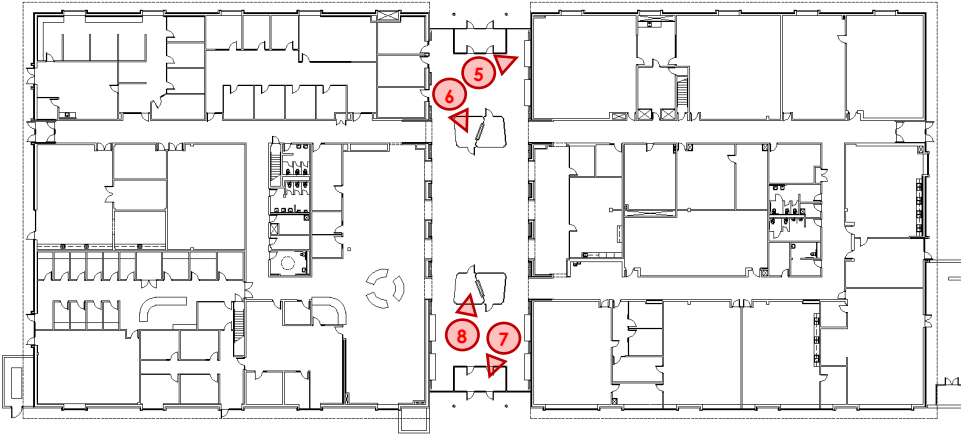


Photo #5 was taken in the Academic Commons and highlights the installation of the reclaimed wood accent wall areas in one of three future banquette seating areas. Photo #6 shows the progress of the completion of one of the two glass walled study rooms in the middle of the Academic Commons in the addition. Photo #7 highlights the progress of the framing for the new curtain wall entry system at the south end of the Academic Commons. Photo #8 shows the now completed high-bay ceiling in the addition. Having this completed will allow more trades to come in and finish the areas below as we push towards getting the whole building for occupancy and furniture and A/V systems installation.



Building Report | E/W Tech Reno. & Addition [cont.]

2.7.20

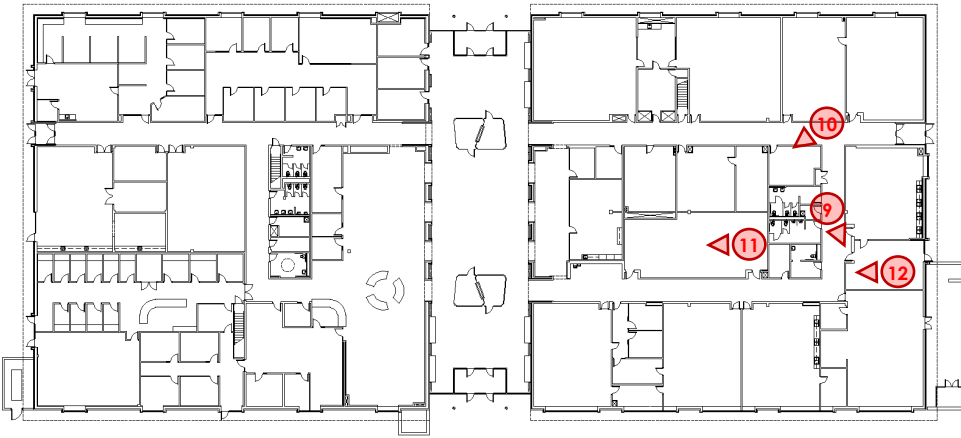


Photo #9 shows one of the flooring contractors installing a new area of terrazzo flooring that will match the existing. Photo #10 shows one of the few remaining areas formerly occupied by an electrical panel that has now been relocated to the new centralized Electrical Room which is a much safer alternative and will aid in regular building maintenance. This opening will now be filled in with new brick to match existing surrounding walls. Photo #11 was taken in the TEAL (technology enhanced active learning) classroom which like the majority of classrooms in East Tech received its finishes. Photo #12 highlights the installation of the new paint booth in the Art Storage/Work Room in East Tech.

